



# PX3 & PX4

## ADVANCED ALL PURPOSE PRIMER



It's not just paint.  
*It's personal.*



STUBBORN  
STAINS?

CROWN  
TRADE

DIFFICULT  
SURFACE?

PROBLEM  
WALLS?



STICK IT TO 'EM

Crown Trade PX3 & PX4 products offer the latest in advanced primer-sealer technology, gripping to tough surfaces for excellent adhesion.

## PX3

- ✓ Advanced all purpose primer
- ✓ Excellent adhesion
- ✓ Blocks stubborn stains
- ✓ Resists alkaline attack
- ✓ Traditional solvent based primer



PACK SIZE:	1L & 5L
COLOUR RANGE:	White
APPLICATION:	Brush, Roller
SPREADING RATE:	Up to 13m <sup>2</sup> / litre
DRYING TIMES:	Touch dry: 4 hours Recoat: 16 hours

## PX4

- ✓ Advanced all purpose primer
- ✓ Excellent adhesion
- ✓ Blocks stubborn stains
- ✓ Resists alkaline attack
- ✓ Water based, quick drying formulation



PACK SIZE:	1L & 5L
COLOUR RANGE:	White
APPLICATION:	Brush, Roller or Spray
SPREADING RATE:	Up to 16m <sup>2</sup> / litre
DRYING TIMES:	Touch dry: 30 minutes Recoat: 1 hour



# Crown Trade PX4 Vs The Competition...

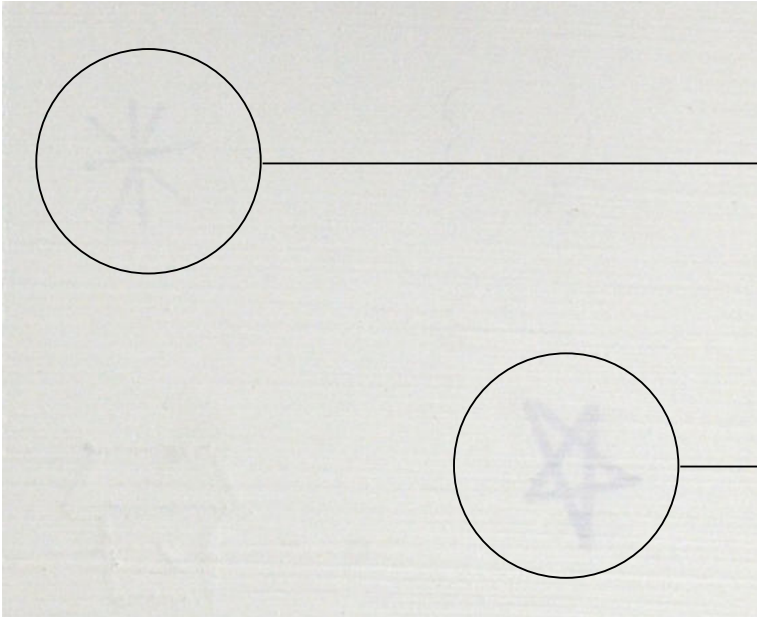
## HERE'S THE PROOF!

In a recent test we compared PX4 All Purpose Primer against competitor's products on various substrates.

Tested in accordance with ISO 2409 (2013).

### Crown Trade PX4 Vs The Competition...on Stains

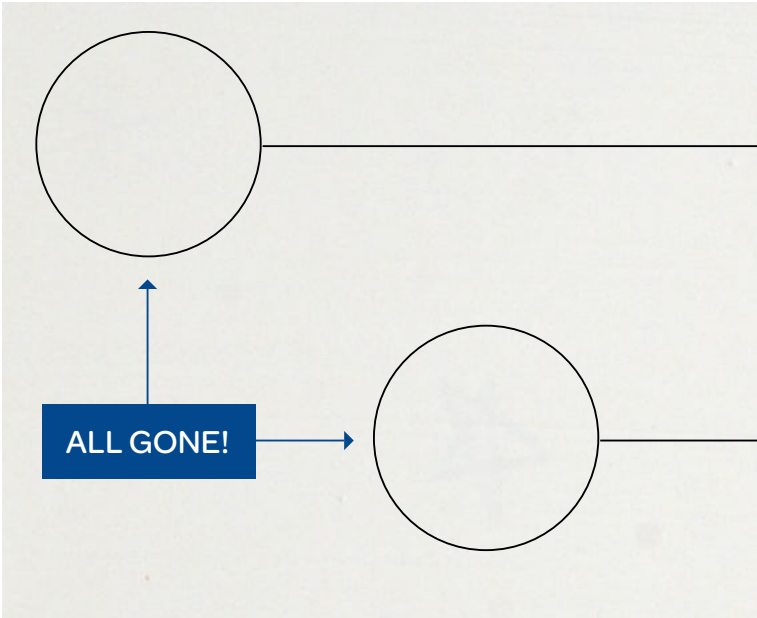
Competitor's Product



**Stain Type**  
Permanent Marker

**Stain Type**  
Felt Tip Pen

Crown Trade PX4



**Stain Type**  
Permanent Marker


**Stain Type**  
Felt Tip Pen

Two coats of Primer applied to the stains.


### Crown Trade PX4 Vs The Competition...on Adhesion \*

Competitor's Product

**Wet**  
Tested after:  
7 days




**Dry**  
Tested after:  
7 days




Crown Trade PX4

**Wet**  
Tested after:  
7 days








**Dry**  
Tested after:  
7 days



**Test Method**

A right angle lattice pattern of cuts is made through the paint film(s) to the substrate using a sharp knife. Pressure sensitive tape is applied over the cut and then removed. To test wet adhesion, the same procedure is followed, however a pool of water is placed over the lattice and left for 30 minutes, before being dabbed dry and applying the tape and removing.

Paint type:

 Crown Trade Solvent Based Full Gloss	 Crown Trade Fastflow Gloss	 Crown Trade Acrylic Gloss	 Sadolin Superdec Gloss	 Crown Trade Primer Only
--	--	---	--	---

\* Tested on glass.

Interior		
Substrate	PX3	PX4
Drywall		❶
Plastisol		
Plaster / Concrete		
Soft Wood		
Hardwood		
Brick		
Fibreglass / GRP		
Ferrous Metals		
Most Non-Ferrous Metals		
Aluminium		
Ceramics		
Glass		
Glossy Paints		❷
Varnish / Woodstains ❸		
Laminate		
Formica		
<div><div><div>❶</div><div>First coat may be thinned with up to 50% clean water.</div></div><div><div>❷</div><div>Most glossy surfaces will need to be abraded to provide a key.</div></div><div><div>❸</div><div>Most un-weathered varnished / wood stained surfaces will need to be abraded to provide a key.</div></div></div> <div><div><div>❹</div><div>Remove traces of resinous material by wiping with methylated spirits before application.</div></div><div><div>❺</div><div>Wash any smoke, nicotine or graffiti soiled areas with hot water and liquid detergent solution to remove any contaminants.</div></div><div><div>❻</div><div>Ensure any faults have been eradicated and the substrate is dry.</div></div></div>		
<p>NOTE: A trial test area is recommended over severely stained or suspect surfaces. For extremely chalky, powdery, charred or unstable surfaces a Crown Trade stabilising solution should be used.</p> <p>* When used as a stain block primer two coats are recommended.</p>		

Exterior		
Substrate	PX3	PX4
Cedar & Redwood		
Plywood		
Pressure Treated Wood		
Brick		
Concrete / Stucco		
Weathered PVC / uPVC		
Glossy Paints		❷
Ferrous Metals		
Wrought Iron / Cast Iron		
Most Non-Ferrous Metals		
Aluminium		
Powder Finished Metalwork		
Copper		
Tin Plate		
Varnish / Woodstains ❸		
Stains & Odours		
Substrate	PX3	PX4
Tannin Bleed ❹		*
Knots & Sap		
Odour Sealing		
Lipstick/Wax Crayon ❺		*
Smoke & Fire Damage ❺		*
Nicotine/Tobacco ❺		*
Water Damage ❻		*



Use the Crown Paints PaintSpec Finder® at  
[www.crownpaintspec.co.uk](http://www.crownpaintspec.co.uk)



By Appointment to  
Her Majesty The Queen  
Manufacturers of Paints  
Crown Paints Limited  
Darwen, Lancashire



Find us on



Crown Paints Ltd, PO Box 37, Hollins Road, Darwen, Lancashire, BB3 0BG.  
Telephone: 01254 704951 Fax: 01254 774414

Crown Paints Ireland Ltd, Malahide Road, Coolock, Dublin 17  
Telephone: 01 8164400 Fax: 011 8478831

All trademarks and logos featured in this publication are the property of, or licensed to Crown Paints Limited.

©Copyright 2020 Crown Paints Ltd.  
Material Code 6056235

Crown Trade Customer Relations Team

Tel: 0330 024 0297 Fax: 0330 024 0278 [info@crowntrade.co.uk](mailto:info@crowntrade.co.uk) [crowntrade.co.uk](http://crowntrade.co.uk)

A part of  **HEMPEL**

It's not just paint.  
*It's personal.®*